

Signify Classified - Internal
Cooper Lighting Solutions Photometric Lab
1121 Highway 74 South
Peachtree City, GA 30269



Scaled data based on original data using
LM-79-08 Approved Method: Electrical and Photometric Measurements of Solid-
State Lighting Products

Test Report Prepared for
Cooper Lighting Solutions
(formerly Eaton)

Brand: INVUE

Report Number: P868345

Luminaire Tested: **EMM2-HTN-SA3A-722-U-T1**

Issue Date: 08/22/2024



Test Information

Test Method: LM-79-08
Report Number: P868345
Test Lab: INNOVATION CENTER(G3)
Issue Date: 08/22/2024
Manufacturer: COOPER LIGHTING SOLUTIONS (FORMERLY EATON)
Product Line: INVUE
Catalog Number: EMM2-HTN-SA3A-722-U-T1
Description: EPIC MODERN TALL HOUSING DISCRETE LED ARRAYS 130W 70CRI 2200K
FIXTURE w/ TYPE 1 DISTRIBUTION OPTIC
Light Source: (30) 2200K CCT, 70 CRI LEDS
Ballast/Driver: ELECTRONIC DRIVER

Summary

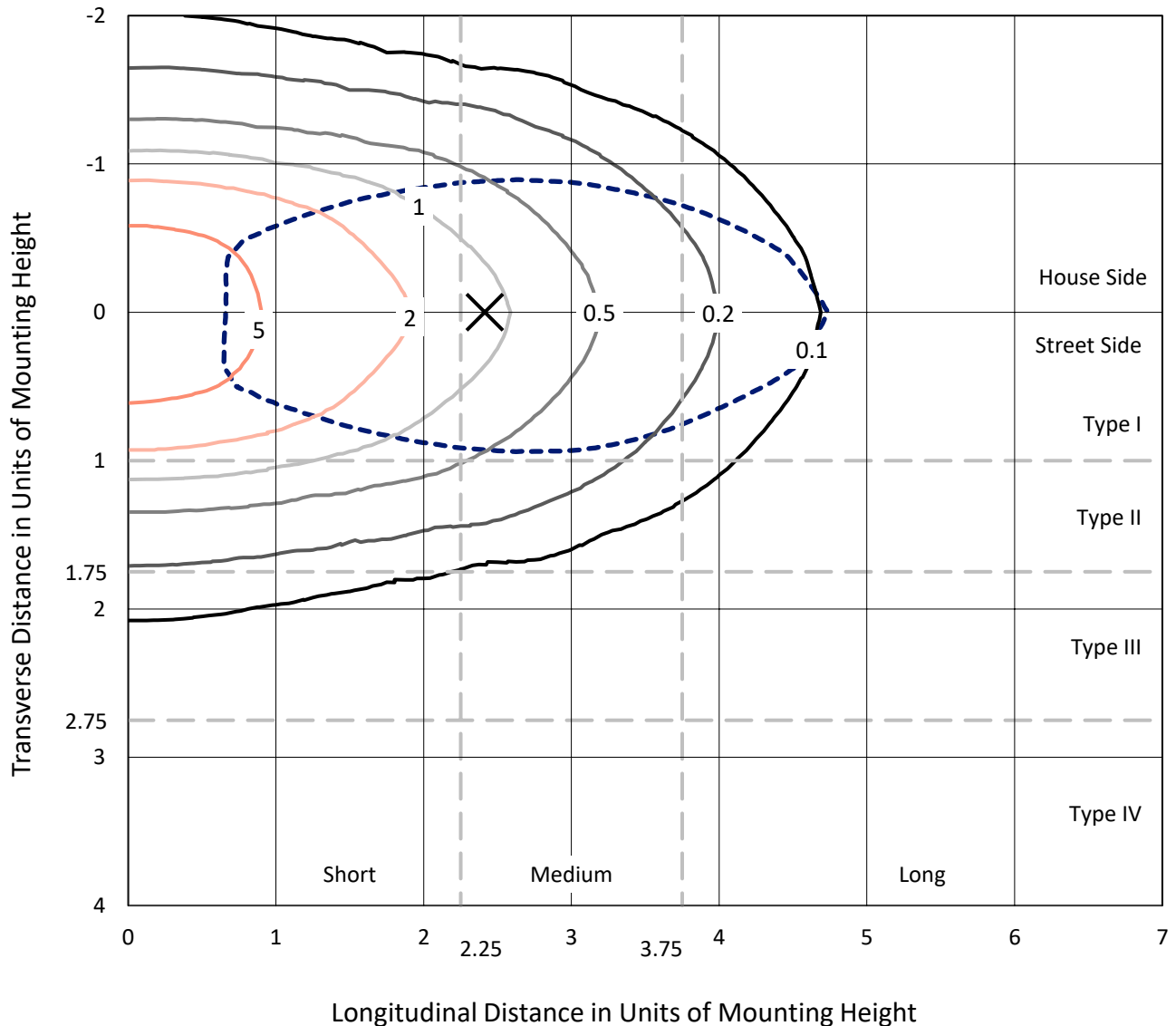
Lumens per Lamp: N/A
Luminaire Lumens: 15078.3 lumens
Efficiency: N/A
Efficacy: 133.4 lumens/watt
Luminous Opening: Rectangular (W 1' x L: 0.33' x H: 0')
IES Classification: Type I - Short
BUG Rating: B3 - U0 - G3

Input Watts (W): 113
Input Voltage (V): 120
Input Current (A_{in}): NR
Voltage Rise (V): NR
Power Factor: 0.99
Total Harmonic Distortion (THDi): 7.77%
Frequency (hertz): 60
Stabilization Time: NR
Operation Time: NR
Ambient Temperature (°C): NR
Test Distance: 24 FT

REPORT NUMBER: P868345
 CATALOG NUMBER: EMM2-HTN-SA3A-722-U-T1

Iso-Footcandle Lines of Horizontal Illumination

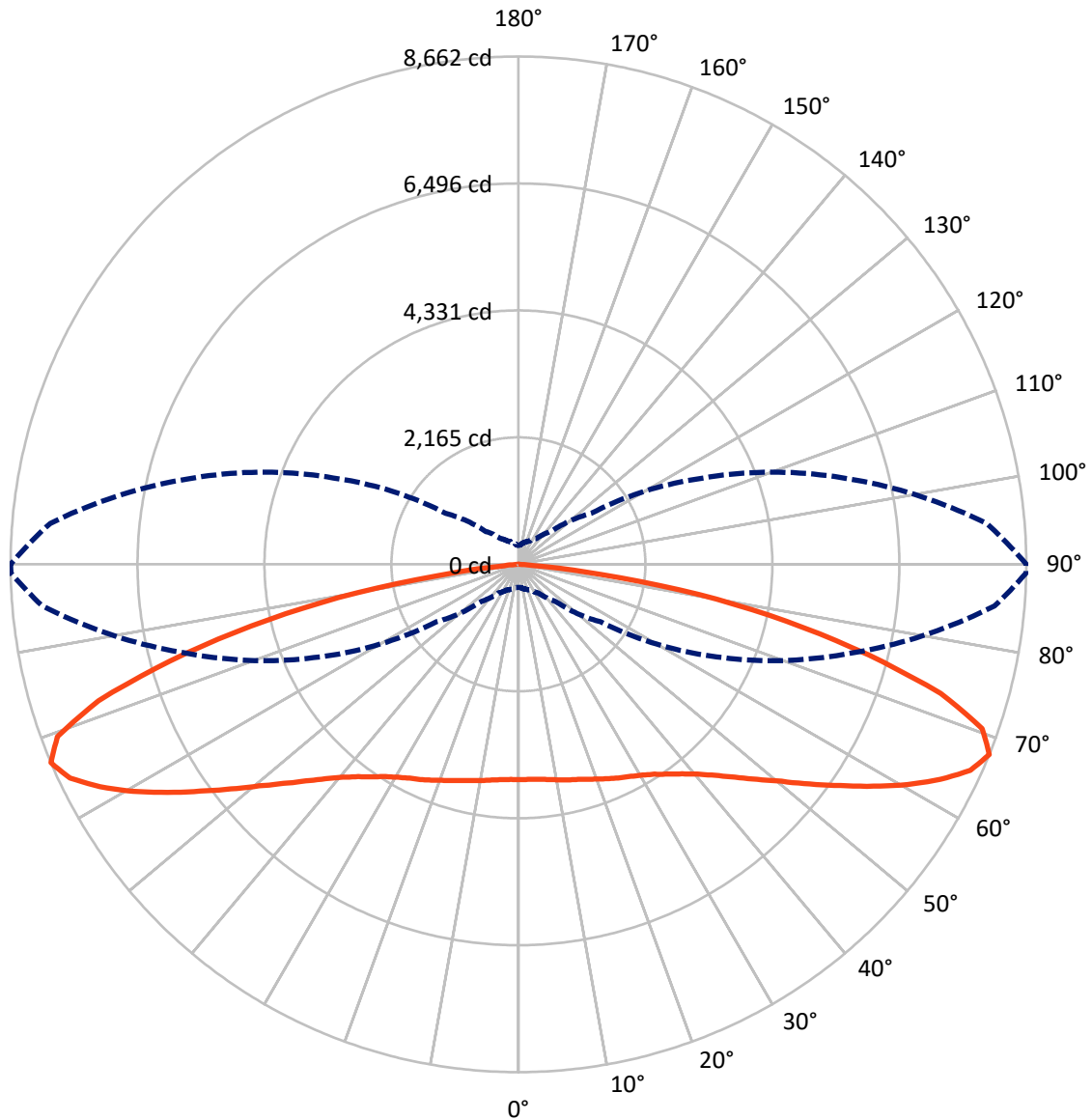
× Max cd
 - - - 1/2 Max cd



Based on 20 foot mounting height. Maximum calculated value = 9.2 fc
 Type I - Short - N/A

REPORT NUMBER: P868345
CATALOG NUMBER: EMM2-HTN-SA3A-722-U-T1

Luminous Intensity Polar Plot



— Vertical Plane Through 90-Deg Lateral - - - Horizontal Cone Through 67.5-Deg Vertical

REPORT NUMBER: P868345
 CATALOG NUMBER: EMM2-HTN-SA3A-722-U-T1

FLUX DISTRIBUTION:

		Downward	Upward	Total
House Side	Lumens	7405.3	0.0	7405.3
	% Fixture	49.1	0.0	49.1
Street Side	Lumens	7673.0	0.0	7673.0
	% Fixture	50.9	0.0	50.9
Total	Lumens	15078.3	0.0	15078.3
	% Fixture	100.0	0.0	100.0

Coefficient of Utilization

ZONAL LUMENS:

Zone	Lumens	% Fixture
0°-10°	352.1	2.3
10°-20°	1058.1	7.0
20°-30°	1751.1	11.6
30°-40°	2321.9	15.4
40°-50°	2617.9	17.4
50°-60°	2683.7	17.8
60°-70°	2534.7	16.8
70°-80°	1555.3	10.3
80°-90°	203.5	1.3
90°-100°	0.0	0.0
100°-110°	0.0	0.0
110°-120°	0.0	0.0
120°-130°	0.0	0.0
130°-140°	0.0	0.0
140°-150°	0.0	0.0
150°-160°	0.0	0.0
160°-170°	0.0	0.0
170°-180°	0.0	0.0
0°-90°	15078.3	100.0
0°-180°	15078.3	100.0



REPORT NUMBER: P868345

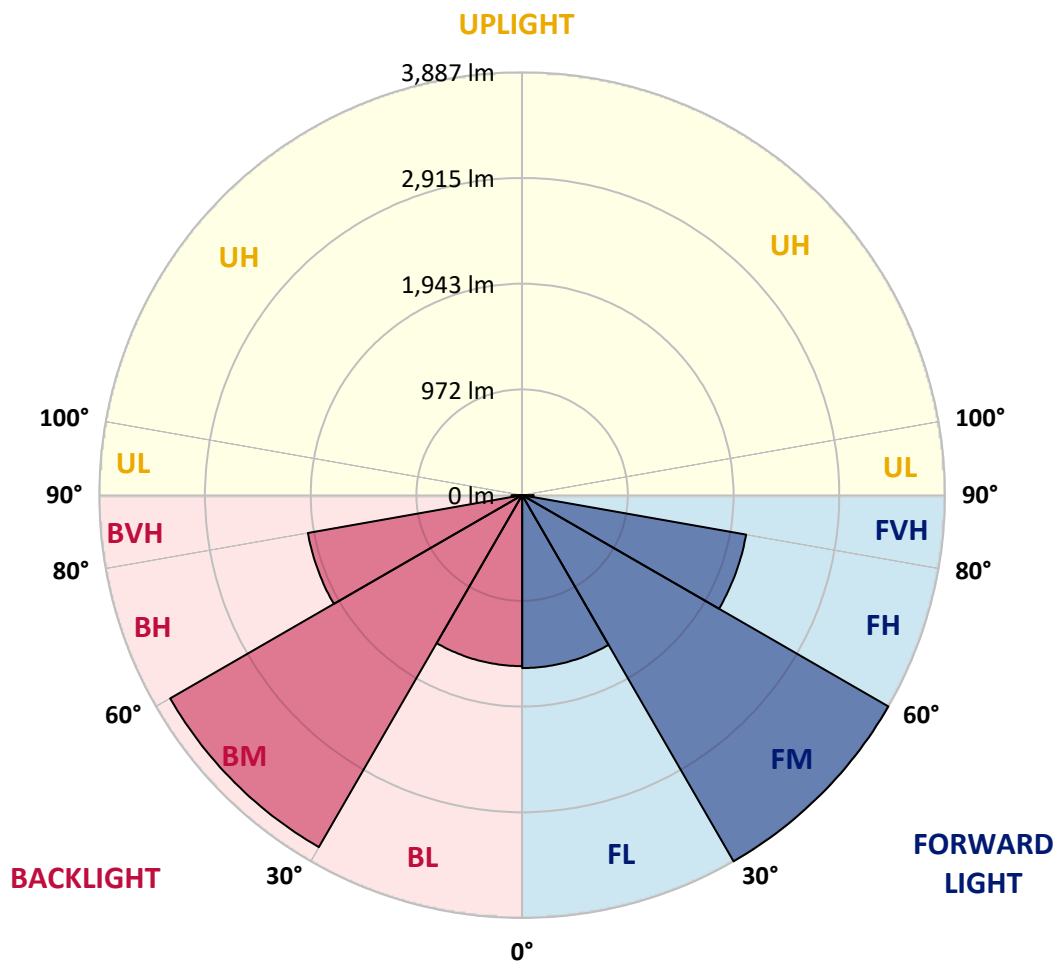
CATALOG NUMBER: EMM2-HTN-SA3A-722-U-T1

LUMINAIRE CLASSIFICATION SYSTEM LUMEN TABLE AND BUG RATING:

Zone	Lumens	% Fixture	Zone Rating/Lumen Limit		
			B	U	G
FL (0°-30°)	1589.7	10.5			
FM (30°-60°)	3887.0	25.8			
FH (60°-80°)	2090.4	13.9			G2/5000
FVH (80°-90°)	106.0	0.7			G2/225
BL (0°-30°)	1571.5	10.4	B3/2500		
BM (30°-60°)	3736.5	24.8	B3/5000		
BH (60°-80°)	1999.7	13.3	B3/2500		G3/2500
BVH (80°-90°)	97.5	0.6			G1/100
UL (90°-100°)	0.0	0.0		U0/0	
UH (100°-180°)	0.0	0.0		U0/0	

BUG Rating: B3-U0-G3

Type I Short





REPORT NUMBER: P868345
 CATALOG NUMBER: EMM2-HTN-SA3A-722-U-T1

CANDELA DISTRIBUTION (FULL):

	0°	5°	15°	25°	35°	45°	55°	65°	75°	85°	89°
0°	3673.8	3673.8	3673.8	3673.8	3673.8	3673.8	3673.8	3673.8	3673.8	3673.8	3673.8
2.5°	3688.3	3688.3	3679.6	3665.1	3662.2	3665.1	3682.5	3673.8	3673.8	3676.7	3673.8
5°	3688.3	3688.3	3682.5	3668.0	3668.0	3668.0	3688.3	3679.6	3682.5	3685.4	3685.4
7.5°	3694.1	3694.1	3688.3	3676.7	3676.7	3676.7	3705.6	3699.9	3699.9	3708.5	3702.7
10°	3708.5	3702.7	3697.0	3699.9	3691.2	3705.6	3720.1	3723.0	3734.6	3740.4	3737.5
12.5°	3708.5	3702.7	3688.3	3705.6	3705.6	3725.9	3746.2	3757.8	3772.2	3772.2	3772.2
15°	3691.2	3685.4	3673.8	3702.7	3714.3	3740.4	3769.3	3786.7	3812.8	3812.8	3809.9
17.5°	3670.9	3662.2	3656.4	3699.9	3725.9	3760.6	3804.1	3827.2	3856.2	3859.1	3853.3
20°	3633.3	3630.4	3633.3	3691.2	3737.5	3786.7	3838.8	3870.7	3908.3	3919.9	3911.2
22.5°	3592.7	3592.7	3604.3	3682.5	3754.9	3821.4	3890.9	3931.5	3969.1	3980.7	3969.1
25°	3537.7	3537.7	3560.9	3653.5	3760.6	3859.1	3940.1	3995.1	4029.9	4041.5	4035.7
27.5°	3453.8	3453.8	3479.8	3595.6	3743.3	3888.0	3992.2	4055.9	4093.6	4105.2	4099.4
30°	3335.1	3329.3	3364.0	3508.8	3711.4	3919.9	4053.0	4119.6	4168.8	4177.5	4168.8
32.5°	3146.9	3155.6	3207.7	3390.1	3659.3	3940.1	4125.4	4203.6	4258.6	4276.0	4270.2
35°	2918.2	2932.7	3005.0	3239.5	3560.9	3937.2	4200.7	4296.2	4368.6	4391.8	4388.9
37.5°	2646.1	2666.3	2756.1	3031.1	3413.2	3893.8	4270.2	4400.4	4496.0	4524.9	4530.7
40°	2347.9	2368.1	2483.9	2787.9	3213.5	3792.5	4310.7	4519.1	4646.5	4704.4	4713.1
42.5°	2032.3	2067.1	2206.0	2501.3	2973.2	3630.4	4310.7	4634.9	4791.3	4898.4	4907.1
45°	1728.3	1757.3	1925.2	2214.7	2715.5	3421.9	4261.5	4750.7	4988.1	5173.4	5167.6
47.5°	1464.9	1473.6	1627.0	1919.4	2428.9	3184.5	4160.2	4855.0	5196.6	5442.7	5494.8
50°	1192.8	1213.0	1343.3	1632.8	2136.5	2924.0	3989.4	4921.6	5410.8	5784.3	5850.9
52.5°	1001.7	1004.6	1103.0	1369.4	1832.6	2608.4	3783.8	4938.9	5616.4	6154.8	6235.9
55°	816.4	830.9	914.8	1114.6	1540.2	2298.7	3517.5	4912.9	5804.5	6513.8	6664.4
57.5°	700.6	703.5	764.3	923.5	1299.9	1968.6	3222.2	4826.0	5960.9	6910.4	7101.5
60°	602.2	602.2	648.5	770.1	1050.9	1647.3	2874.8	4672.6	6047.7	7336.0	7613.9
62.5°	524.0	526.9	567.4	657.2	874.3	1360.7	2492.6	4432.3	6079.6	7747.1	8065.6
65°	474.8	477.7	500.8	561.6	720.9	1105.9	2101.8	4139.9	6036.1	8054.0	8468.0
67.5°	393.7	396.6	437.1	483.5	599.3	888.8	1708.1	3734.6	5859.5	8149.5	8656.1
70°	301.1	309.8	364.8	414.0	497.9	709.3	1311.4	3199.0	5436.9	7825.3	8346.4
72.5°	251.9	254.8	295.3	350.3	416.9	555.8	995.9	2518.7	4794.2	6988.6	7567.6
75°	220.0	222.9	246.1	295.3	347.4	445.8	691.9	1739.9	3824.3	5651.1	6180.9
77.5°	199.8	202.7	208.4	249.0	292.4	344.5	489.3	1033.5	2698.2	4319.4	4597.3
80°	191.1	191.1	176.6	205.5	240.3	269.2	327.1	593.5	1731.2	2912.4	3135.3
82.5°	136.1	133.2	121.6	127.4	147.6	147.6	167.9	246.1	663.0	1230.4	1334.6
85°	8.7	8.7	14.5	17.4	26.1	34.7	43.4	57.9	167.9	228.7	237.4
87.5°	2.9	2.9	2.9	2.9	2.9	5.8	5.8	5.8	8.7	11.6	11.6
90°	0.0	0.0	0.0	0.0	0.0	0.0	0.0	0.0	0.0	0.0	0.0



REPORT NUMBER: P868345

CATALOG NUMBER: EMM2-HTN-SA3A-722-U-T1

CANDELA DISTRIBUTION (continued):

	90°	95°	105°	115°	125°	135°	145°	155°	165°	175°	180°
0°	3673.8	3673.8	3673.8	3673.8	3673.8	3673.8	3673.8	3673.8	3673.8	3673.8	3673.8
2.5°	3670.9	3673.8	3673.8	3679.6	3685.4	3682.5	3679.6	3685.4	3676.7	3659.3	3656.4
5°	3682.5	3682.5	3679.6	3685.4	3691.2	3685.4	3679.6	3679.6	3673.8	3656.4	3653.5
7.5°	3705.6	3702.7	3702.7	3702.7	3702.7	3694.1	3685.4	3679.6	3670.9	3653.5	3644.8
10°	3737.5	3734.6	3731.7	3728.8	3714.3	3705.6	3691.2	3682.5	3670.9	3650.6	3644.8
12.5°	3772.2	3766.4	3760.6	3763.5	3734.6	3708.5	3694.1	3673.8	3665.1	3618.8	3610.1
15°	3807.0	3798.3	3795.4	3783.8	3754.9	3717.2	3688.3	3659.3	3630.4	3586.9	3572.5
17.5°	3853.3	3847.5	3830.1	3818.5	3778.0	3725.9	3682.5	3642.0	3604.3	3552.2	3543.5
20°	3908.3	3902.5	3885.1	3862.0	3809.9	3746.2	3685.4	3621.7	3575.4	3514.6	3500.1
22.5°	3969.1	3960.4	3945.9	3919.9	3853.3	3778.0	3694.1	3610.1	3540.6	3471.1	3462.5
25°	4032.8	4027.0	4012.5	3974.9	3902.5	3809.9	3694.1	3569.6	3482.7	3421.9	3395.9
27.5°	4093.6	4090.7	4073.3	4029.9	3954.6	3833.0	3668.0	3503.0	3387.2	3306.1	3288.8
30°	4171.7	4166.0	4145.7	4096.5	4012.5	3847.5	3615.9	3390.1	3245.3	3155.6	3129.5
32.5°	4267.3	4261.5	4232.5	4171.7	4082.0	3850.4	3540.6	3245.3	3054.3	2958.7	2926.9
35°	4394.7	4383.1	4345.4	4273.1	4148.6	3821.4	3407.5	3060.0	2825.6	2701.1	2657.6
37.5°	4533.6	4519.1	4469.9	4380.2	4194.9	3743.3	3219.3	2811.1	2544.7	2397.1	2365.2
40°	4704.4	4684.2	4608.9	4484.4	4212.3	3607.2	3007.9	2556.3	2272.6	2110.5	2072.8
42.5°	4918.7	4883.9	4762.3	4600.2	4177.5	3421.9	2756.1	2292.9	1968.6	1818.1	1809.4
45°	5176.3	5121.3	4938.9	4713.1	4102.3	3190.3	2489.7	1997.6	1687.8	1540.2	1502.5
47.5°	5480.3	5413.7	5144.5	4800.0	3954.6	2952.9	2203.1	1711.0	1427.3	1276.7	1247.8
50°	5816.1	5752.4	5361.6	4849.2	3795.4	2675.0	1922.3	1456.2	1172.5	1048.0	1048.0
52.5°	6224.3	6079.6	5570.0	4855.0	3552.2	2368.1	1653.1	1207.2	984.3	874.3	851.1
55°	6658.6	6487.8	5758.2	4802.9	3300.3	2087.3	1363.6	1004.6	807.7	729.5	709.3
57.5°	7142.0	6881.5	5894.3	4698.6	2981.9	1780.4	1137.7	828.0	680.3	616.6	608.0
60°	7628.4	7292.6	5975.3	4522.0	2643.2	1496.7	946.7	691.9	584.8	538.5	529.8
62.5°	8080.0	7628.4	5981.1	4264.4	2313.1	1247.8	775.9	596.4	518.2	483.5	483.5
65°	8470.9	7909.2	5882.7	3934.3	1893.4	1001.7	639.8	503.7	451.6	414.0	405.3
67.5°	8661.9	8016.3	5709.0	3482.7	1517.0	793.2	538.5	437.1	387.9	330.0	324.2
70°	8392.7	7706.6	5263.2	2903.7	1172.5	631.1	448.7	373.5	324.2	275.0	269.2
72.5°	7532.9	6881.5	4542.3	2249.4	883.0	509.5	373.5	318.5	266.3	240.3	234.5
75°	6163.5	5723.5	3589.8	1548.8	616.6	399.5	312.7	269.2	225.8	214.2	211.3
77.5°	4678.4	4255.7	2622.9	969.8	422.7	312.7	266.3	228.7	196.9	205.5	199.8
80°	3123.7	2929.8	1742.8	550.1	283.7	228.7	202.7	167.9	150.5	173.7	167.9
82.5°	1418.6	1343.3	819.3	240.3	127.4	98.4	69.5	52.1	40.5	37.6	43.4
85°	237.4	208.4	57.9	26.1	14.5	8.7	5.8	5.8	2.9	2.9	2.9
87.5°	11.6	8.7	8.7	5.8	2.9	2.9	2.9	2.9	2.9	0.0	0.0
90°	0.0	0.0	0.0	0.0	0.0	0.0	0.0	0.0	0.0	0.0	0.0

LM-79-2019: Approved Method: Electrical and Photometric Measurements of Solid-
State Lighting Products

Report Prepared for

Cooper Lighting Solutions

Streetworks

Report Number: SP1-2407-157-2

Test Date: 08/07/2024

Luminaire Tested: MEM2-HTN-SA-40-722-U-5WQ-2

Data in this report applies to families of products including MEM2-HTN-SA-40-722-U-5WQ-2

Test Information

Test Method: LM-79-2019
 Report Number: SP1-2407-157-2
 Test Lab: COOPER LIGHTING SOLUTIONS
 Photometer: SP1 - 76IN SPHERE
 Measurement Geometry: 4π
 Issue Date: 08/20/2024
 Manufacturer: COOPER LIGHTING SOLUTIONS
 Product Line: Streetworks
 Catalog Number: **MEM2-HTN-SA-40-722-U-5WQ-2**
 Description: Epic Modern Light Square 40W 5WQ Optic and Flare Trim

Spectral Parameters

CCT (K): 2253
 CIE u': 0.2868
 CIE v': 0.5332
 Duv: -0.0014
 CIE x: 0.4974
 CIE y: 0.4110
 CIE z: 0.0915
 Peak Wavelength (nm): 603
 Dominant Wavelength (nm): 587
 Purity: 72.69432
 Rf: 76.9
 Rg: 92.7

CRI (Ra):	70.6		
R1:	68.4	R9:	-36.0
R2:	88.7	R10:	78.2
R3:	85.4	R11:	61.0
R4:	63.5	R12:	74.2
R5:	69.0	R13:	72.8
R6:	88.9	R14:	92.2
R7:	68.5	R15:	58.0
R8:	32.0		



Test Conditions

Stabilization Time: 29M
 Operation Time: 1H 29M
 Sphere Temperature (°C): 24.1

REPORT NUMBER: SP1-2407-157-2

Measurement and Test Equipment			
Instrument	Identification Number	Calibration Date	Calibration Due Date
Photometer	IN0058	6/18/2024	12/18/2024
Power Meter	INXT2011004	2/8/2024	2/8/2025
AC Power Source	IN0063	10/24/2023	10/24/2024
DC Power Source	IN0208	10/24/2023	10/24/2024
Sphere Thermometer	IN0085	10/24/2023	10/24/2024
Room Thermometer	IN0046	10/24/2023	10/24/2024

REPORT NUMBER: SP1-2407-157-2

CIE 1931 Chromaticity Diagram



CIE 1931 Chromaticity Diagram with 2017 ANSI 7-Step and 4-Step Quadrangles



Point lies inside the ANSI 2200K 4-step quadrangle

REPORT NUMBER: SP1-2407-157-2

Photopic Flux vs. Wavelength



Photopic Lumens: NR

λ (nm)	Power W [^] /nm	Lumens (ϕ /nm)	λ (nm)	Power W [^] /nm	Lumens (ϕ /nm)	λ (nm)	Power W [^] /nm	Lumens (ϕ /nm)	λ (nm)	Power W [^] /nm	Lumens (ϕ /nm)	λ (nm)	Power W [^] /nm	Lumens (ϕ /nm)
360	0	NR	490	117	NR	620	896	NR	750	20	NR	880	0	NR
365	0	NR	495	137	NR	625	838	NR	755	17	NR	885	0	NR
370	0	NR	500	160	NR	630	774	NR	760	14	NR	890	0	NR
375	0	NR	505	183	NR	635	704	NR	765	12	NR	895	0	NR
380	0	NR	510	202	NR	640	635	NR	770	10	NR	900	0	NR
385	0	NR	515	219	NR	645	565	NR	775	9	NR	905	0	NR
390	0	NR	520	235	NR	650	501	NR	780	7	NR	910	0	NR
395	0	NR	525	249	NR	655	440	NR	785	6	NR	915	0	NR
400	0	NR	530	263	NR	660	383	NR	790	5	NR	920	0	NR
405	0	NR	535	281	NR	665	332	NR	795	5	NR	925	0	NR
410	1	NR	540	302	NR	670	286	NR	800	4	NR	930	0	NR
415	3	NR	545	331	NR	675	245	NR	805	3	NR	935	0	NR
420	6	NR	550	366	NR	680	210	NR	810	3	NR	940	0	NR
425	12	NR	555	411	NR	685	178	NR	815	3	NR	945	0	NR
430	21	NR	560	469	NR	690	152	NR	820	2	NR	950	0	NR
435	38	NR	565	536	NR	695	129	NR	825	2	NR	955	0	NR
440	66	NR	570	614	NR	700	109	NR	830	2	NR	960	0	NR
445	122	NR	575	701	NR	705	92	NR	835	1	NR	965	0	NR
450	215	NR	580	785	NR	710	77	NR	840	1	NR	970	0	NR
455	236	NR	585	863	NR	715	66	NR	845	1	NR	975	0	NR
460	170	NR	590	928	NR	720	55	NR	850	1	NR	980	0	NR
465	148	NR	595	971	NR	725	47	NR	855	1	NR	985	0	NR
470	132	NR	600	994	NR	730	40	NR	860	1	NR	990	0	NR
475	104	NR	605	996	NR	735	33	NR	865	1	NR	995	0	NR
480	97	NR	610	979	NR	740	28	NR	870	1	NR	1000	0	NR
485	105	NR	615	943	NR	745	24	NR	875	0	NR			

REPORT NUMBER: SP1-2407-157-2

Scotopic Flux vs. Wavelength



Scotopic Lumens: NR

S/P: 0.96

λ (nm)	Power W [^] /nm	Lumens (φ/nm)	λ (nm)	Power W [^] /nm	Lumens (φ/nm)	λ (nm)	Power W [^] /nm	Lumens (φ/nm)	λ (nm)	Power W [^] /nm	Lumens (φ/nm)	λ (nm)	Power W [^] /nm	Lumens (φ/nm)
360	0	NR	490	117	NR	620	896	NR	750	20	NR	880	0	NR
365	0	NR	495	137	NR	625	838	NR	755	17	NR	885	0	NR
370	0	NR	500	160	NR	630	774	NR	760	14	NR	890	0	NR
375	0	NR	505	183	NR	635	704	NR	765	12	NR	895	0	NR
380	0	NR	510	202	NR	640	635	NR	770	10	NR	900	0	NR
385	0	NR	515	219	NR	645	565	NR	775	9	NR	905	0	NR
390	0	NR	520	235	NR	650	501	NR	780	7	NR	910	0	NR
395	0	NR	525	249	NR	655	440	NR	785	6	NR	915	0	NR
400	0	NR	530	263	NR	660	383	NR	790	5	NR	920	0	NR
405	0	NR	535	281	NR	665	332	NR	795	5	NR	925	0	NR
410	1	NR	540	302	NR	670	286	NR	800	4	NR	930	0	NR
415	3	NR	545	331	NR	675	245	NR	805	3	NR	935	0	NR
420	6	NR	550	366	NR	680	210	NR	810	3	NR	940	0	NR
425	12	NR	555	411	NR	685	178	NR	815	3	NR	945	0	NR
430	21	NR	560	469	NR	690	152	NR	820	2	NR	950	0	NR
435	38	NR	565	536	NR	695	129	NR	825	2	NR	955	0	NR
440	66	NR	570	614	NR	700	109	NR	830	2	NR	960	0	NR
445	122	NR	575	701	NR	705	92	NR	835	1	NR	965	0	NR
450	215	NR	580	785	NR	710	77	NR	840	1	NR	970	0	NR
455	236	NR	585	863	NR	715	66	NR	845	1	NR	975	0	NR
460	170	NR	590	928	NR	720	55	NR	850	1	NR	980	0	NR
465	148	NR	595	971	NR	725	47	NR	855	1	NR	985	0	NR
470	132	NR	600	994	NR	730	40	NR	860	1	NR	990	0	NR
475	104	NR	605	996	NR	735	33	NR	865	1	NR	995	0	NR
480	97	NR	610	979	NR	740	28	NR	870	1	NR	1000	0	NR
485	105	NR	615	943	NR	745	24	NR	875	0	NR			

REPORT NUMBER: SP1-2407-157-2

Melanopic Flux vs. Wavelength



Melanopic Lumens: NR

M/P: 1.71

λ (nm)	Power W ² /nm	Lumens (φ/nm)	λ (nm)	Power W ² /nm	Lumens (φ/nm)	λ (nm)	Power W ² /nm	Lumens (φ/nm)	λ (nm)	Power W ² /nm	Lumens (φ/nm)	λ (nm)	Power W ² /nm	Lumens (φ/nm)
360	0	NR	490	117	NR	620	896	NR	750	20	NR	880	0	NR
365	0	NR	495	137	NR	625	838	NR	755	17	NR	885	0	NR
370	0	NR	500	160	NR	630	774	NR	760	14	NR	890	0	NR
375	0	NR	505	183	NR	635	704	NR	765	12	NR	895	0	NR
380	0	NR	510	202	NR	640	635	NR	770	10	NR	900	0	NR
385	0	NR	515	219	NR	645	565	NR	775	9	NR	905	0	NR
390	0	NR	520	235	NR	650	501	NR	780	7	NR	910	0	NR
395	0	NR	525	249	NR	655	440	NR	785	6	NR	915	0	NR
400	0	NR	530	263	NR	660	383	NR	790	5	NR	920	0	NR
405	0	NR	535	281	NR	665	332	NR	795	5	NR	925	0	NR
410	1	NR	540	302	NR	670	286	NR	800	4	NR	930	0	NR
415	3	NR	545	331	NR	675	245	NR	805	3	NR	935	0	NR
420	6	NR	550	366	NR	680	210	NR	810	3	NR	940	0	NR
425	12	NR	555	411	NR	685	178	NR	815	3	NR	945	0	NR
430	21	NR	560	469	NR	690	152	NR	820	2	NR	950	0	NR
435	38	NR	565	536	NR	695	129	NR	825	2	NR	955	0	NR
440	66	NR	570	614	NR	700	109	NR	830	2	NR	960	0	NR
445	122	NR	575	701	NR	705	92	NR	835	1	NR	965	0	NR
450	215	NR	580	785	NR	710	77	NR	840	1	NR	970	0	NR
455	236	NR	585	863	NR	715	66	NR	845	1	NR	975	0	NR
460	170	NR	590	928	NR	720	55	NR	850	1	NR	980	0	NR
465	148	NR	595	971	NR	725	47	NR	855	1	NR	985	0	NR
470	132	NR	600	994	NR	730	40	NR	860	1	NR	990	0	NR
475	104	NR	605	996	NR	735	33	NR	865	1	NR	995	0	NR
480	97	NR	610	979	NR	740	28	NR	870	1	NR	1000	0	NR
485	105	NR	615	943	NR	745	24	NR	875	0	NR			

Summary

$R_f = 76.9$
 $R_g = 92.7$
 CIE $R_a = 70.6$
 $R_9 = -36.0$



Color Vector Graphics



Individual Sample Fidelity Index ($R_{f,i}$)

CES01 = 87	CES26 = 76	CES51 = 88	CES76 = 78
CES02 = 65	CES27 = 94	CES52 = 85	CES77 = 75
CES03 = 32	CES28 = 93	CES53 = 80	CES78 = 79
CES04 = 72	CES29 = 81	CES54 = 86	CES79 = 82
CES05 = 51	CES30 = 91	CES55 = 83	CES80 = 81
CES06 = 52	CES31 = 83	CES56 = 77	CES81 = 51
CES07 = 44	CES32 = 75	CES57 = 75	CES82 = 92
CES08 = 42	CES33 = 88	CES58 = 76	CES83 = 88
CES09 = 29	CES34 = 88	CES59 = 84	CES84 = 90
CES10 = 79	CES35 = 94	CES60 = 91	CES85 = 65
CES11 = 62	CES36 = 90	CES61 = 82	CES86 = 48
CES12 = 68	CES37 = 97	CES62 = 91	CES87 = 76
CES13 = 45	CES38 = 98	CES63 = 86	CES88 = 78
CES14 = 75	CES39 = 97	CES64 = 70	CES89 = 61
CES15 = 72	CES40 = 94	CES65 = 71	CES90 = 80
CES16 = 48	CES41 = 95	CES66 = 71	CES91 = 80
CES17 = 51	CES42 = 89	CES67 = 70	CES92 = 51
CES18 = 57	CES43 = 80	CES68 = 74	CES93 = 68
CES19 = 74	CES44 = 99	CES69 = 84	CES94 = 44
CES20 = 68	CES45 = 83	CES70 = 72	CES95 = 66
CES21 = 88	CES46 = 81	CES71 = 75	CES96 = 75
CES22 = 81	CES47 = 88	CES72 = 89	CES97 = 76
CES23 = 92	CES48 = 73	CES73 = 68	CES98 = 72
CES24 = 92	CES49 = 82	CES74 = 85	CES99 = 63
CES25 = 73	CES50 = 87	CES75 = 80	



Color Rendition by Hue-Angle Bin



Measure Comparisons



(END OF REPORT)